



# GIRJA SURGICAL MALL

# HOSPITAL BED

## Model No. GSM-1001



**Five Functional Electric Bed**

- ❖ Four pieces individual side rails ABS moulded of with degree indication
- ❖ Heavy ABC head and foot board with buffers and I.V. arrangement
- ❖ Frame work made of M.S. Tubes
- ❖ Bed mounted on 5 Inch central locking casters
- ❖ Top made of oval perforated design
- ❖ S.S Telescopic I.V rod with four locations
- ❖ Bed mounted on 5 central locking casters, durable and quite sitting position adjustable
- ❖ Finish pre-treated and epoxy power coated
- ❖ Advanced linear actuator system (Positions obtained by hand remote and nurse control system)
- ❖ Back Rest, knee rest elevation o Hi-Low o Trendlenburg
- ❖ Reverse trendlenburg
- ❖ CPR for zero positioning of bed

- ❖ Bed base, Frame and leg are made of cold-rolled steel plate and tube, coated by electro static spray aftertwice phospatization.
- ❖ The quality attains national standard, luxurious plastic bottom cover
- ❖ Head and foot boards.
- ❖ Side rails are made of imported P.P. Materials.
- ❖ It is equipped with vertical traveling motor.
- ❖ which is quite is noise less and able to support over 250 kgs.
- ❖ Side-rail control panels make patient operate much easier (with controller for nurse and CPR).
- ❖ Centrally controlled silent casters of high strength and high wear.
- ❖ Resist and enable to move the bed flexible, lightly and conveniently.
- ❖ It is equipped with four PP side rails (which can be positioned up ward and downward) infusion stand and drainage hook.
- ❖ S.S. Telescopic I.V. rod with four location (Postions obtained)
- ❖ Backrest elevation o Knee rest elevation o Hi-Low
- ❖ Trendlenburg/Reverse Trendlenburg
- ❖ CPR for zero positioning of bed

## Model No. GSM-1002



**Five Functional Electric Bed**

- ❖ Frame made of Strong Rectangular CRCA Pipe.
- ❖ Uniformly Perforated Four Sectional ABS Sheet Top
- ❖ Back-Rest, knee-Rest, Trendlenburg/Reverse Trendlenburg and Hi-Low Position Obtained by Electric Actuator.
- ❖ ABS Molded Head & Foot Panels.
- ❖ ABS Tuck Away Side Safety Railing.
- ❖ Bed Mounted on 5 inch Special Castors, two with Brakes.
- ❖ One S.S.I.V. Rod.
- ❖ Overall Size 220L x 100W x 60-80H cms.
- ❖ Pre-treated and Epoxy Powder Coated.

## Model No. GSM-1003



**Five Functional Electric Bed**

- ❖ Frame made of Strong Rectangular CRCA Pipe.
- ❖ Uniformly Perforated Four Sectional CRCA Sheet Top
- ❖ Back-rest, knee-Rest, Trendlenburg/Reverse Trendlenburg and Hi-Low Position Obtained by Electric Actuator.
- ❖ ABS Molded Head & Foot Panels.
- ❖ ABS Tuck away Side Safety Railing.
- ❖ Bed Mounted on 5 inch Special Castors, two with Brakes.
- ❖ One S.S.I.V. Rod.
- ❖ Overall Size 220L x 100W x 60-80H cms.
- ❖ Pre-treated and Epoxy Powder Coated.

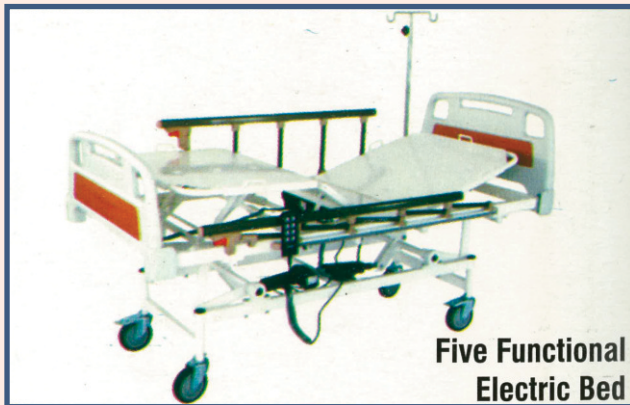
## Model No. GSM-1004



**Five Functional Electric Bed**

# HOSPITAL BED

## Model No. GSM-1005



- ❖ Frame made of Strong Rectangular CRCA Pipe.
- ❖ Uniformly Perforated Four Sectional CRCA Sheet Top
- ❖ Back-rest, knee-Rest, Trendlenburg/Reverse Trendlenburg and Hi-Low Position Obtained by Electric Actuator.
- ❖ S.S Molded Head & Foot Panels.
- ❖ Aluminum Collapsible Side Safety Railing.
- ❖ Bed Mounted on 5 inch Castors, two with Brakes.
- ❖ One S.S.I.V. Rod.
- ❖ Overall Size 220L x 100W x 60-80H cms.
- ❖ Pre-treated and Epoxy Powder Coated.

- ❖ Frame made of Strong Rectangular CRCA Pipe.
- ❖ Uniformly Perforated Four Sectional CRCA Sheet Top
- ❖ Back-rest, knee-Rest Obtained by Crank Mechanism.
- ❖ ABS Molded Head & Foot Panels.
- ❖ ABS Tuck Away Side Safety Railing.
- ❖ Overall Size 220L x 100W x 60-80H cms.
- ❖ Pre-treated and Epoxy Powder Coated.
- ❖ Bed Mounted on 5 inch Special Castors, two with Brakes.

## Model No. GSM-1006



- ❖ Frame made of Strong Rectangular CRCA Pipe.
- ❖ Uniformly Perforated Four Sectional CRCA Sheet Top
- ❖ Back-rest, Knee-Rest Obtained by Crank Mechanism.
- ❖ S.S. Molded Head & Foot Panels.
- ❖ S.S. Collapsible, Side Safety Railing.
- ❖ Overall Size 220L x 100W x 60-80H cms.
- ❖ Pre-treated and Epoxy Powder Coated.
- ❖ Bed Mounted on 5 inch Special Castors, two with Brakes.

## Model No. GSM-1007



- ❖ Frame made of Strong Rectangular CRCA Pipe.
- ❖ Uniformly Perforated Four Sectional CRCA Sheet Top
- ❖ Back-rest, Knee-Rest Obtained by Crank Mechanism.
- ❖ S.S. Molded Head & Foot Panels.
- ❖ S.S. Collapsible, Side Safety Railing.
- ❖ Overall Size 220L X 100W X 60-80H cms.
- ❖ Pre-treated and Epoxy Powder Coated.
- ❖ Bed Mounted on 5 inch Special Castors, two with Brakes.

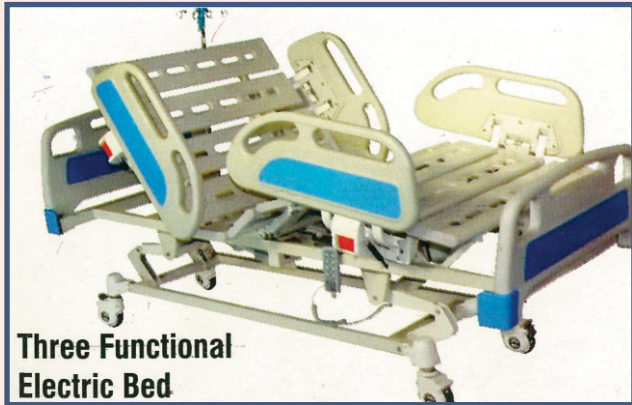
## Model No. GSM-1008



**Five Functional  
Manual Bed**

# HOSPITAL BED

## Model No. GSM-1009




**Three Functional Electric Bed**

- ❖ Four pieces individual side rails ABS moulded of ABS head and foot boards
- ❖ Frame work made of M.S. Tubes
- ❖ Bed mounted on 5 Inch casters, two with brakes top made of perforated design
- ❖ S.S. Telescopic I.V. rod with four locations
- ❖ Finish pre-treated and epoxy powder coated
- ❖ Advanced linear actuator system (Positions obtained by hand remote)
- ❖ Back-rest, Knee-rest elevation
- ❖ Hi-Low

- ❖ Four pieces Individual side rails ABS moulded
- ❖ ABS head and foot boards
- ❖ Frame work made of M.S. Tubes
- ❖ Bed mounted on 5 Inch casters, Two with brakes Top made of oval perforated design
- ❖ finish protected and epoxy powder coated
- ❖ Advance linear actuator system (Positions obtained by hand remote)
- ❖ Back rest elevation
- ❖ Knee rest elevation


## Model No. GSM-1010



**Electric Fowler Bed**

- ❖ Frame made of Strong Rectangular CRCA Pipe.
- ❖ Uniformly Perforated Four Sectional CRCA Sheet Top
- ❖ Back-rest, Knee-Rest Obtained by Crank Mechanism.
- ❖ ABS Molded Head & Foot Panels.
- ❖ Four pieces Individual side rails ABS moulded
- ❖ Overall Size 220L x 100W x 60-80H cms.
- ❖ Pre-treated and Epoxy Powder Coated.
- ❖ Bed Mounted on 5 inch Special Castors, two with Brakes.

## Model No. GSM-1011



**Fowler Bed**

- ❖ Frame made of Strong Rectangular CRCA Pipe.
- ❖ Back-rest by Crank Mechanism.
- ❖ ABS Molded Head & Foot Panels.
- ❖ Bed mounted on 5 Inch casters, Two with brakes
- ❖ Aluminum Collapsible Side Safety Railing.
- ❖ Overall Size 220L x 100W x 60-80H cms.
- ❖ Pre-treated and Epoxy Powder Coated.
- ❖ S.S. Foldable Handle


## Model No. GSM-1012



**Fowler Bed**

# HOSPITAL BED

## Model No. GSM-1013



**Fowler Bed**

- ❖ ABS head and foot boards
- ❖ Aluminum side rail
- ❖ Frame work made of M.S. Tubes
- ❖ Bed mounted on 5 inch casters, Two with brakes
- ❖ Top made of oval perforated design
- ❖ Finish pre-treated and epoxy powder coated
- ❖ Advance line actuator system (Position obtain by hand remote)
- ❖ Back-rest elevation

- ❖ Frame made of Strong Rectangular CRCA Pipe.
- ❖ Back-rest by Crank Mechanism.
- ❖ S.S Molded Head & Foot Panels.
- ❖ Bed mounted on 5 Inch casters, Two with brakes
- ❖ Overall Size 220L x 100W x 60-80H cms.
- ❖ Pre-treated and Epoxy Powder Coated.
- ❖ S.S Foldable Handle

## Model No. GSM-1014



**Semi Fowler Electric Bed**

- ❖ Frame made of Strong Rectangular CRCA Pipe.
- ❖ Back-rest by Crank Mechanism.
- ❖ ABS Molded Head & Foot Panels.
- ❖ Bed mounted on 5 Inch casters, Two with brakes
- ❖ Aluminum Collapsible Side Safety Railing.
- ❖ Overall Size 220LX 100W X 60-80H cms.
- ❖ Pre-treated and Epoxy Powder Coated.
- ❖ S.S Foldable Handle


## Model No. GSM-1015



**Semi Fowler Royal Bed**

- ❖ Frame made of Strong Rectangular CRCA Pipe.
- ❖ Back-rest by Crank Mechanism.
- ❖ ABS Molded Head & Foot Panels.
- ❖ Overall Size 220L X 100W X 60-80H cms.
- ❖ Pre-treated and Epoxy Powder Coated.
- ❖ S.S Foldable Handle

## Model No. GSM-1016



**Five Functional Electric Bed**

**Semi Fowler Bed**

# HOSPITAL BED

## Model No. GSM-1017



Semi Fowler Bed

- ❖ Frame made of Strong Rectangular CRCA Pipe.
- ❖ Back-rest by Crank Mechanism.
- ❖ S.S Molded Head & Foot Panels.
- ❖ Overall Size 220L X 100W X 60-80H cms.
- ❖ Pre-treated and Epoxy Powder Coated.
- ❖ S.S Foldable Handle

- ❖ Frame made of Strong Rectangular CRCA Pipe.
- ❖ Back-rest by Crank Mechanism.
- ❖ S.S Molded Head & Foot Panels.
- ❖ Overall Size 220L X 100W X 60-80H cms.
- ❖ Pre-treated and Epoxy Powder Coated.
- ❖ S.S Foldable Handle

## Model No. GSM-1018



Semi Fowler Bed

- ❖ Frame made of strong SS Pipe
- ❖ SS Molded Head & Foot Panels
- ❖ Overall Size : 220 L x 100 W x 60 - 80 H cms.
- ❖ Also available in MS

## Model No. GSM-1019



Plain Bed

- ❖ Over all size : 2050Lx980W x 580 - 950 H mm.
- ❖ Tubular frame work mounted on 125mm dia control locking castors.
- ❖ Top made in three section mattress.
- ❖ Trendlenburg / Rev. Trendlenburg positions adjustment, Height adjustment
- ❖ Back section adjustment through high quality actuator.
- ❖ leg and section can slide under the main section.
- ❖ Provide with a pair of uphotstery lithotomy positions.
- ❖ S.S. telescopic I.V. rod
- ❖ 1 Detachable S.S. tray

## Model No. GSM-1020



Labour Delivery Bed  
Electric

# HOSPITAL BED


Model No. GSM-1021




Pediatric Bed

- ❖ Frame made of CRCA rectangular tubes.
- ❖ Top made of CRCA perforated sheet.
- ❖ Head and foot bows made of CRCA pipes with vertical tube supports.
- ❖ Mounted on rubber shoes swing/drop down side railing.
- ❖ Pre-treated and powder coated pediatric beds.
- ❖ Dimension :137 L x 76 W x 60 H cms.

## HEAD & FOOT PANEL



GSM-2001




GSM-2002



GSM-2003


## BED SIDE RAILINGS



GSM-2004



GSM-2005



GSM-2006

## CASTERS



GSM-2007




GSM-2008



GSM-2009

## I.V. RODS



GSM-2010



GSM-2011



GSM-2012

## N.I.C.U./P.I.C.U. EQUIPMENTS

### Model No. GSM-3001



**Baby Cradel**

- ❖ M.S. Tublar pipe
- ❖ Stand Fitted with PVC Stumps.
- ❖ Wire mesh hanging cradle
- ❖ 36"X15" X 39"
- ❖ Pre-Treated and Epoxy Powder Coated.

- ❖ Preprex Transparent Crip with mattress.
- ❖ Pre-Treated and Epoxy Powder Coated.

### Model No. GSM-3003



**Baby Trolley**

- ❖ Frame made of CRCA Pipe/CRCA Sheet.
- ❖ S.S. head & foot bows.
- ❖ Overall Size: 192LX62WX46H cms.
- ❖ Pre-treated and epoxy powder coated.

### Model No. GSM-3002



**Baby Bassinet**

- ❖ Height adjustable by pneumatic gas spring Tendlenburg Reverse Tendlenburg positions Epoxy powder coated
- ❖ Four 100mm casters two with brakes.

## N.I.C.U./P.I.C.U. EQUIPMENTS

### Model No. GSM-3004



**Attendant Bed**



## N.I.C.U./P.I.C.U. EQUIPMENTS

### Model No. GSM-3005



**Attendant Bed cum Chair**

- ❖ Steel Material Chrome Plated
- ❖ Seat & Back Upholstery Made of Colored Leatherette.
- ❖ 8"X1" Front wheel & Aluminum foot rest.
- ❖ Seat width 46cms & overall width 65cms.

- ❖ MS Tubular frame work mounted on PVC stumps
- ❖ Epoxy powder Coated Finish.
- ❖ Overall Size : 188L X 50L X 40H cms.

### Model No. GSM-3006



**Wheel Chair Folding**

## PATIENT TRANSFER TROLLEYS

### Model No. GSM-4001




**Emergency Trolley Hydraulic**

- ❖ Overall approx. size : 210L x 56W x 81 H cms.
- ❖ Swing away type safety side railing.
- ❖ Frame work made of tubular MS Pipe.
- ❖ Trolley mounted on 15 cms dia. castors -two with brakes.
- ❖ Two section foam padded top
- ❖ Backrest adjustable.
- ❖ Epoxy powder coated finish.
- ❖ Also available in S.S.

- ❖ Tubular Trolley with foot operated Hydraulic pump for height Adjustment.
- ❖ Pneumatic Mechanism For Trendelenberg/Reverse Trendelenberg position
- ❖ Two Sectional X-ray Translucent Top with Mattress, Tray for holding X-ray Cassettes.
- ❖ Head Raise by Ratchet System.
- ❖ Trolley Mobile on Four 150mm. Two castors with Brakes.
- ❖ provided with powder coated swing away Type Side Rails, One S.S.I.V. Rod, Utility Tray & Cylinder Cage.
- ❖ Size : 210L x 67W x 65/85H cms. (Adjustable)
- ❖ Stretcher Size : 182L x 56W cms.
- ❖ Pre-treated & epoxy Powder Coated
- ❖ Also available in S.S.

### Model No. GSM-4002



**Stretcher Trolley**

## N.I.C.U./P.I.C.U. EQUIPMENTS

### Model No. GSM-4003



Stretcher Trolley

- ❖ Overall approx. size : 187(L) x 51 (W) x 81 (H)
- ❖ Adjustable backrest by gas spring system
- ❖ Two section foam padded, Upholstered top
- ❖ Three drawers
- ❖ Three cabinets
- ❖ Tray for B.P. apparatus
- ❖ Pre-treated and epoxy powder coated
- ❖ Adjustable lithotomy poles with straps
- ❖ Also available in S.S.

### Model No. GSM-4005



Examination Table Gynae

- ❖ Overall Size :180 (L) x 60 (W) x 46 (H) cms.
- ❖ Frame work made of Rectangular/Square M.S. Tube
- ❖ Back rest section adjustable on Ratchet/Lever
- ❖ Legs fitted with PVC Stumps
- ❖ 5cm foam cushioned top covered with rexine with perineal cut
- ❖ Finish: epoxy powder coated.
- ❖ Also available in S.S.

- ❖ Dimensions : 213L x 56W x 81H cms.
- ❖ Frame work of CRCA tubes mounted on 15 cm castors
- ❖ Removable stretchertop with chrome plated handle
- ❖ Pre-treated and epoxy powder coated finish without Mattress.
- ❖ Also available in S.S.

## EXAMINATION TABLES

### Model No. GSM-4004



Examination Table Gynae

- ❖ Overall Size :180 (L) x 60 (W) x 46 (H) cms.
- ❖ Frame work made of Rectangular/Square M.S. Tube
- ❖ Back rest section adjustable on Ratchet/Lever
- ❖ Legs fitted with PVC Stumps
- ❖ 5cm foam cushioned top covered with rexine with perineal cut
- ❖ Adjustable lithotomy poles with straps
- ❖ Finish: epoxy powder coated.
- ❖ Also available in S.S.

### Model No. GSM-4006



Examination Table

## OVER BED TABLE

### Model No. GSM-5001



- ❖ Powder coating
- ❖ Wooden Press Membrane Table Top
- ❖ 40mmx 80mm outer Support Stainless tube
- ❖ 400mm square stainless tubing legs
- ❖ 80 (L)X 38 (w) cms table top
- ❖ Height Adj: 76cm -106cm
- ❖ Plastic caster x 4 pcs
- ❖ Also available in S.S.

- ❖ Over bed table is made of high quality material.
- ❖ Laminated wooden top.
- ❖ Standard height adjustable using knob.
- ❖ Over bed table is with twin stand.
- ❖ Optional height adjustable using gear mechanism and over the OT Table.
- ❖ Laminated wooden top dimension : 760mm LX 400mmW.
- ❖ Also available in S.S.

### Model No. GSM-5002



- ❖ Powder coating
- ❖ Wooden printing melamine laminate table tilttop
- ❖ 40mm x 80mm outer support stainless tube
- ❖ 400mm square stainless tubing legs
- ❖ 80 (L) x 38 (W) cms table top
- ❖ Height Adj.: 76cm - 106cm
- ❖ Plastic casterx4 pcs
- ❖ Also available in S.S.

### Model No. GSM-5003



- ❖ Also available in S.S.
- ❖ Powder coating
- ❖ Wooden printing melamine laminate table tilt top
- ❖ 40mm x 80mm outersupport stainless tube
- ❖ 400mm square stainless tubing legs
- ❖ 80 (L) x38 (VV) cms table top
- ❖ Height Adj.: 76em - 106cm
- ❖ Plastic casterx4 pcs
- ❖ Also available in S.S.

### Model No. GSM-5004



## BED SIDE LOCKER


### Model No. GSM-5005



- ❖ Made of high quality sheet metal o S.S. top
- ❖ Hospital bedside lockers optionally available without drawer underthe top
- ❖ Hospital bedside lockers
- ❖ Provided with one storage cabinet and single drawer underthe top and space for keeping utilities.
- ❖ Standard dimension: L 160 mm x W 160 mm x H 320 mm
- ❖ Also available in Fully S.S.

- ❖ Made of high quality sheet metal
- ❖ S.S. top
- ❖ Hospital bedside lockers optionally available without drawer underthe top
- ❖ Hospital bedside lockers
- ❖ Provided with one storage cabinet
- ❖ Standard dimension: 160 (L) mm x 160 (W) mm x 320 (H) mm
- ❖ Also available in Fully S.S.

### Model No. GSM-5006



- ❖ Wholly made of stainless steel.
- ❖ Top Size : 41X 41 Cms
- ❖ Height : 81 cms
- ❖ Also available in M.S.

### Model No. GSM-5007



- ❖ Overall size 16: L X 16" W X 30"H
- ❖ One drawer
- ❖ One Towel rail
- ❖ Four 50 mm Castors

### Model No. GSM-5008



## WARD ACCESSORIES

### Model No. GSM-6001



**Kick Bucket**

- ❖ Wholly made of stainless steel.
- ❖ Three Smooth 2 inch swivel casters.

- ❖ S.S. Tubular four legs fitted with PVC stumps
- ❖ Footring support
- ❖ 18 to 27 adjustable heights
- ❖ S.S. Top through screw, pre treated and epoxy powder coated
- ❖ (Also available M.S. Legs & top)

### Model No. GSM-6003



**Visitor Stool**

- ❖ Frame work of CRCA tubes
- ❖ Pre-treated and epoxy powder coated Finish
- ❖ Size 46LX60 X 30 H Cms
- ❖ Also available in S.S

### Model No. GSM-6002



**Revolving Stool**

- ❖ Dimensions : 12 (L) X 12 (W) X 20 (H) cms
- ❖ CRC sheet duly double press bent
- ❖ Pre-treated and epoxy powder coated
- ❖ M.S. Tubular frame fitted with pvc stump
- ❖ Also available in S.S. Legs & Top

### Model No. GSM-6004



**Foot Rest**

## WARD ACCESSORIES

### Model No. GSM-6005



Foot Rest

- ❖ Frame work of CRCA tubes
- ❖ Pre-treated and epoxy powder coated Finish
- ❖ Size : 46LX60WX30H CMS
- ❖ Also available in S.S.

- ❖ Mobile on two 100mm Castors
- ❖ Pre-treated and epoxy powder coated Finish
- ❖ Also available in S.S.

### Model No. GSM-6006



Cylinder Trolley

### Model No. GSM-6007



Linen Trolley

- ❖ Overall approx size : 900mm H X 500 mm (Dia)
- ❖ Frame work made of stainless steel tubes mounted on 100mm Castors
- ❖ Superior quality canvas bad.
- ❖ Also available in M.S.

- ❖ Six removable bins & two polystyrene storage unit with three drawers each.
- ❖ 12.5cm swivel media castors, two are breaking.
- ❖ Corner buffers.
- ❖ Oxygen Cylinder Holder provision.
- ❖ I.V. Rod provision.
- ❖ Overall approx size : 940mmL x 490mmWx 1535 mmH
- ❖ Also available in S.S

### Model No. GSM-6008



Crash Cart

## WARD ACCESSORIES


### Model No. GSM-6009



- ❖ Mayo's Instruments hospital Trolley available in SS material.
- ❖ Mayo's Instruments hospital Trolley with height adjustable knob.
- ❖ Optional height adjustment using gear mechanism available
- ❖ Standard: single stand vertical column.
- ❖ Optional Mayo Instruments hospital Trolley with double stand vertical column over the OT available
- ❖ Standard tray dimension: 600mm Lx460mm W.
- ❖ Quality castors.

- ❖ Overall approx size : 1680(L)mm x 2450(W)mm
- ❖ M.S tubular construction made of 19 mm x 18G in four section.
- ❖ Legs made of 25 mm x 18G Fitted with 50 mm Castors
- ❖ Each span 610 mm wide
- ❖ Supplied with hooks and spring with curtain cloth
- ❖ Finish: pre treated and epoxy powder coated
- ❖ Also available in S.S.

### Model No. GSM-6010



### Model No. GSM-7001



- ❖ Wholly made of S.S. material.
- ❖ Three shelves with side railing
- ❖ Standard dimension: 600mm LX460mm WX810mm H
- ❖ Optional dimension available
- ❖ 4 inch Quality castors.

- ❖ Medical Instruments hospital Trolley is available in S.S. material.
- ❖ Two shelves with side railing
- ❖ Standard dimension: 600mm LX460mm W X 810mmH
- ❖ Optional dimension available
- ❖ Instruments trolley with Quality castors.

### Model No. GSM-7002



## UTILITY TROLLEYS

### Model No. GSM-7003



Dressing Trolley

- ❖ Dressing trolley available in S.S. material.
- ❖ Two shelves with side railing
- ❖ Dressing Trolley with SS bowl and bucket.
- ❖ Standard dimension : 760mm LX460mm WX810mm H
- ❖ Optional dimension available.
- ❖ Quality Castors.

- ❖ Overall approx. size: 800mm Lx 600mm Wx 1408 mm H.
- ❖ One drawer & 4 shelves
- ❖ Oxygen cylinder cage & I.V. Rod.
- ❖ Mounted on 125mm dia castors.
- ❖ Switch & socket panel for medical equipment
- ❖ Epoxy powder Coated
- ❖ Also available in S.S.

### Model No. GSM-7005



Dialysis Chair

- ❖ Cabinet made by mild steel, electrostatically powder coated.
- ❖ 50mm diameter rubber castors.
- ❖ 2 glass jar of 1.5 lts with overflow safety device.
- ❖ Oil immersed motorized noise less vacuum pump.
- ❖ Vacuum create - 700 mm Hg +- 10% control by knob.
- ❖ 63mm diameter vacuum gang graduated in mm Hg.
- ❖ Reusable filter.
- ❖ Foot switch socket for use foot switch
- ❖ Power : 230V-50Hz

## MISCELLANEOUS

### Model No. GSM-7004



Monitor Trolley

- ❖ Integrated Multifunction chair
- ❖ Electronic Height Adjustment and tilt up armrest allowing the patient to easily enter or leave the chair.
- ❖ The backrest range ensures that the patients head is lower than circulatory center point of the body so as to meet concerning Medical standards.
- ❖ Multiple independent adjustment possibilities to achieve the most suitable and restful arm position for any physique
- ❖ The excellence Chairs are designed to assist and facilitate the work of physician and medical staff.
- ❖ These chairs increase the patients comfort considerably and therefore help to relieve tension during treatment.
- ❖ The chair can be positioned at an appropriate angle, the trays can be easily cleaned and lifted out.

### Model No. GSM-7006




Suction Machine



## O.T. TABLE

### Model No.GSM-7003




- ❖ S.S. five sectional top with large cut for perineal drainage trya, built kidney bridge. Both side controls. Hydraulic Operation tables.
- ❖ Heavy duty mild steel base with nylon wheels for easy mobility or stability with single action foot actuated floor locking.
- ❖ Smooth gear mechanism to avail all operating positions.
- ❖ 50, thick electrically sealed mattress.
- ❖ Provided with all sporting accessories.
- ❖ Durable heavy duty leak proof hydraulic pump with double cylinder concealed in central chamber.
- ❖ Provided with all standard accessories.

Hydraulic OT Table

- ❖ Four sectional radiolucent top.
- ❖ Eccentrically positioned top for maxium access for movement of C-ARM image intensifier.
- ❖ Base and cover made of heavy & hygienic stainless steel sheet.
- ❖ Mobile on smooth running castors and floor locking system for stability
- ❖ Leg section and head section are interchangeable
- ❖ Most useful for general surgery and certain special surgical procedure.
- ❖ Smooth and accurate positioning by remote control for up-down, trendleburg/reverse lateral tilt and head side raising lowering.

### Model No. GSM-7004



Electric C Arm Compatible Table

### Model No. GSM-7005




Telescopic Labour / Gyane / Obst Table

- ❖ Three Sectional Stainless Steel Top, Back-rest adjustable by Ratehet.
- ❖ Middle Section with "U" cut, leg section can slide under main frame.
- ❖ Trendelenberg Position achieved with Pneumatic pump system.
- ❖ Provided with head & side safety rails, S.S. Hand Grips.
- ❖ Three sectional Mattress, a pair of Lithotomy cruches & one I.V. Rod.
- ❖ Sliding S.S. Douche Tray.
- ❖ Overall Extendable Size: 187L x 96Wx 80H cm.

- ❖ Intensity: 120000 Lux +- 10%
- ❖ Size of Light field: 12 - 30 cm
- ❖ Colour Temperature: 4000-5000 K
- ❖ Colour Reduction Index: 93 Ra
- ❖ Led life: 50000 Hrs
- ❖ Number of LED: 19x4 (Multiple Colour)
- ❖ Diameter of Light: 500mm
- ❖ Brightness Control : Digital 9 Steps
- ❖ Power supply : 220v/50Hz AC
- ❖ Focusing: Adjustable
- ❖ Optional: Camera & Battery Backup

## O.T. LIGHTS

### Model No. GSM-9001



LED OT Light

## O.T. LIGHTS


### Model No.GSM-9002



- ❖ Have daylight characters
- ❖ Can be adjusted as per the operation requirements
- ❖ Lights arms are made of stainless steel fitting
- ❖ Range of the color temp 4,200 k +- 300 as natural color tone
- ❖ Detachable handle for simplistic sterilization
- ❖ Diachronic reflectors & color correcting filters
- ❖ Metallic reflectors available

- ❖ Intensity :170000 Lux ± 10%
- ❖ Size of lightfield :12-30 cm
- ❖ Colour Temperature : 4000 - 5000 K
- ❖ Colour Reduction Index: 93 Ra
- ❖ LED Life : 50000 Hrs.
- ❖ Number of LEDs: 180
- ❖ Diameter of Light : 500 mm
- ❖ Brightness Control : Digital Touch Screen
- ❖ Power Supply : 220 v/50 Hz AC
- ❖ Focusing : Fixed
- ❖ Optional : Camera, Monitor & Battery Backup

### Model No. LCS-9003



- ❖ Height adjustable by foot-operated hydraulic pump from 65-95 cm
- ❖ Two-section removable X-ray translucent top
- ❖ Backrest raised on ratchet
- ❖ Trendelenburg/Reverse Trendelenburg positions assisted by gas spring
- ❖ Four heavy duty swivel casters of 125 mm dia. two with brakes
- ❖ Pre-treated and epoxy powder coated
- ❖ Provided with Safety side railings, IV rod, Oxygen cylinder cage and storage
- ❖ Tray for holding x-ray cassettes
- ❖ Overall Approx. Size: 210L x 65W x 65-95H cm (Height Adjustable)
- ❖ Also available in complete S.S.

## RECOVERY TROLLEY



#### Manual Mode

Facility of converting the warmer from servo mode to manual mode for non-stop working. The heat in the manual mode is locked at 50% to give more protection for the baby.

#### Heater Assembly

The Heater assembly located above the center of the support structure consists of radiant heater and reflector with inbuilt halogen examination lamp for assessment of Infant color. The heater can be swivelled to either direction.

#### Baby Bed

The attached spacious baby bed incorporates easy drop down glasses for maximum access to the patient.

#### Castors

The system is fitted with 2" high quality castors having brakes in front 2 castors. Antistatic castors can be fitted as an option for further safety in lieu of the standard castors.

## INFANT RADIANT WARMER



## VENTILATOR



Noccarc V310+ offers a cost-effective respiratory care solution with a wide range of ventilation modes and advanced features. Its turbine-based design enables independent operation at ICU set-ups without the need of compressed medical air. The intuitive 10-inch touchscreen interface offers extremely easy controls and enhances healthcare professionals' patient care experience.

- ❖ Flash forward to enhanced productivity.
- ❖ The LOGIQ Forward Series systems improve workflow ease so you can focus on patients.
- ❖ Intuitive design – Refined in more than 4,000 installations worldwide
- ❖ 8.4-inch touch-panel – Puts relevant menus at your fingertips to facilitate uninterrupted scanning.
- ❖ Obstetrical imaging – SonoBiometry to perform key fetal biometry measurements automatically in seconds, and TUI to analyze fetal structure deformities
- ❖ Simplified peripheral connections – both wired and wireless – streamline archiving, and communication with physicians and patients

## ULTRASOUND MACHINE



## ANESTHESIA WORK STATION



Durable finish standards, modular design, easy handling, user friendly and longer service life are some of the salient attributes of our offered range which make it highly popular among clients spread across the nation. Additionally, our offered range is available at market leading prices.

## CAUTERY



|                           | MAX. POWER (WATTS)   | RATED LOAD (OHMS) |
|---------------------------|----------------------|-------------------|
| Operating Frequency       | 666 KHZ -            |                   |
| Display                   | FND Display          |                   |
| Pure Cut                  | 400w                 | 500               |
| Blend 1                   | 300w                 | 500               |
| Blend 2                   | 250w                 | 500               |
| Endocut                   | 100w                 | 500               |
| <b>Coagulation</b>        |                      |                   |
| Fulguration               | 200w                 | 500               |
| Spray                     | 150w                 | 500               |
| DesiDesiccation/Soft.     | 100w                 | 500               |
| <b>Bipolar</b>            |                      |                   |
| Bipolar Coagulation Macro | 60w                  | 100               |
| Bipolar Coagulation Micro | 90w                  | 100               |
| Bipolar Coagulation & Cut | 40w                  | 100               |
| Dimension (WxHxD)         | 14x12x4.5.           |                   |
| Weight                    | 5.0 kg               |                   |
| Input Voltage             | 110 to 240 VAC 50 HZ |                   |

## FUMIGATOR



- ❖ Stainless Steel body to ensure portability & resist chemical attack
- ❖ Highest area coverage as compared to any other conventional fogger in its category
- ❖ The unit has a vertical adjustable head and can be rotated horizontally to gain better direction, maximum results and greater efficiency. Compact design and low weight utilizes very little space and the unit can be installed without making any structural changes or modifications
- ❖ The unit comes pre-fitted with a liquid flow control valve for ease of use. Fog output is controlled with this valve. Higher the volume of output, larger will be the fog particles and vice versa, Tank Capacity Approx. : 6 Liter of chemical storage. Supplied with 60 Minutes Timer

- ❖ Made of stainless steel. comes in two options of 1.5 and 5 Ltrs. Tank capacity, mounted on three wheel castors
- ❖ Works on 230 V, 50 Hz, Single Phase AC Supply. Electric Consumption 100 W
- ❖ Fumigation Machine. Aerosol Disinfectant Fumigator: Instantly converts liquid formalin into true aerosol particles with evaporation
- ❖ For Optimum result use formalin, 10~12 ml / Ltr.
- ❖ Net Weight Approx.: 5 to 8 kg based on model
- ❖ Light weight, portable and easy to operate.
- ❖ Virtually no maintenance required

## FOGGAR



## HORIZONTAL AUTOCLAVE



Our horizontal autoclave units are made of stainless steel to ensure corrosion resistance surface. Tipple walled construction ensures excellent level of safety. Boiler is fitted separately and connected to the chamber. Water level indicator is also attached to the boiler. Automatic low water cut-off is optional and fitted on demand only.

- ❖ Triple walled Vertical High Pressure Autoclaves used for sterilization under saturated steam pressure at any selected point between 10-20 PSI (Adjustable)
- ❖ These are double chambers with inner chamber (boiler) made of 18 SWG SS and outer chamber is covered with MS radial locking system
- ❖ Fitted with neoprene rubber gasket, all systems are hydraulically tested up to 40 PSI as a safety measure
- ❖ All autoclaves are fitted with standard accessories such water level indicator/ low water indicator, temperature control, pressure gauge, steam release cock, spring loaded safety valve, heating elements etc supplied as complete order
- ❖ Available in various sizes. Most commonly used size is 16" x 24"

## HI PRESSURE AUTOCLAVE



## MULTI PARAMENTER PATIENT MONITOR



- ❖ Suitable for adult, pediatric and neonatal patients
- ❖ 12.1" TFT color LCD
- ❖ Parameters: ECG, NIBP, SpO2, Pulse Rate, Respiration, Temperature and IBP (upgradable)
- ❖ Maximum 8-channel waveform synchronous display
- ❖ Graphic and tabular trends for 96 hours for all formats
- ❖ Multi-screen format
- ❖ Powerful data management and storage capacity, 500 NIBP measurement data can be storage and recall
- ❖ AC/DC, built-in rechargeable lithium battery achieves uninterrupted monitoring
- ❖ Visual and Audio alarms, adjustable.
- ❖ Measurement Mode: Manual/Auto/Stat



## **GIRJA SURGICAL MALL**

Spring Greens, H-Block, Office No. 601, Faizabad Road  
Lucknow-226028 | Mob : +91- 8429699996, 7234077538

✉ [info@girjasurgicalmall.com](mailto:info@girjasurgicalmall.com)

🌐 [www.girjasurgicalmall.com](http://www.girjasurgicalmall.com)